




Quick Start Guide

24 Stories with over 140 exemplars



CLASSIC STORIES

- LEVEL A:** basic story structure
- LEVEL B:** enhanced story structure

BLITZ STORIES

- LEVEL A:** vocabulary words; vocabulary words from context
- LEVEL B:** vocabulary words; vocabulary words from context
- LEVEL C:** causal connections (because, so that)
- LEVEL D:** temporal connections (after, when)
- LEVEL E:** modifiers (adverbs, adjectives)
- LEVEL F:** causal and temporal connections
- LEVEL G:** causal connections and modifiers
- LEVEL H:** temporal connections and modifiers
- LEVEL I:** causal connections, temporal connections and modifiers
- LEVEL J:** advanced story structure

Colorful Illustrations Cards

Includes 156 illustrations to teach 24 stories



Story Grammar Icons

Icons included to teach basic, enhanced, and advanced story structure



Other Icons




Informational Icons



Champ Checks - dry erase boards (pens not included)



Story Starter Cards



Games

Story Sticks



Story Dice

Bingo Cards

PLUS FLASH DRIVE LOADED WITH THESE EXTRAS



Digital Presentation

- Interactive presentation of illustrations and icons
- Display on tablet or computer, or project to your entire classroom for instruction

Manual and Master Lesson Plans (printable .pdf)

- 65 lesson plans offer a checklist of procedures to teach different targets

Writing Activities (printable .pdf)

- Apply language complexity learned in Story Champs to writing
- Pages for brainstorming, rough draft, final draft, and student grading forms

Classroom Activities (printable .pdf)


- Extends language learning into student-directed portions of the day
- Activities include picture sequencing, story strips, and story books

Take-home Activities (printable .pdf)

- Printable story-strips with icons for students to practice at home


Spot the Sparkle Posters (printable .pdf)

- Printable posters





PRE-K Quick Start Guide


	Academic Standards	Master Lesson Plans 	Lesson Focus
Story Structure	<ul style="list-style-type: none"> Retell a story including characters, the plot of the story, the sequence of events, and an ending. Make up and tell a story. <p>Guidance: Preschoolers should be able to retell and generate stories with the five main parts: <u>character</u>, <u>problem</u>, <u>feeling</u>, <u>action</u>, and <u>ending</u>. We refer to this as a basic episode.</p>	Large Group: 1 Small Group: 23, 24, 25 Individual: 42, 43, 44	<ul style="list-style-type: none"> Basic Story Structure Classic stories Level A
Informational Structure	<ul style="list-style-type: none"> Identify and describe some basic properties of water, air, and light. Identify and describe characteristics of weather, seasons, and recyclables. <p>Guidance: Although some preschoolers can identify and describe information, it is not recommended to teach information structures until they have a firm foundation of oral narration.</p>		
Language Complexity	<ul style="list-style-type: none"> Understand and use complex sentences with clauses introduced by: because, if, as soon as, so that, while, before, after, who, that, when, and verb+ing. <p>Guidance: Once children can produce a complete retell they should be encouraged to use <u>because</u>, <u>when</u>, and <u>after</u> while retelling. Begin with <u>because</u> and continue to teach other complex sentence forms.</p>	Add On: 62	<ul style="list-style-type: none"> Causal and temporal connections
Vocabulary	<ul style="list-style-type: none"> Understand increasingly precise vocabulary (adjective-describing words). Understand adverbs. <p>Guidance: CLASSIC: Once children can produce a complete retell they should be encouraged to use <u>sparkle</u> (i.e., challenging vocabulary) words. Add 2-3 less common words to one of the Classic Level A stories and use the Add On 58 lesson. BLITZ: It is easier to use the BLITZ Level A stories to teach vocabulary words because the words are already embedded in the stories, but they are slightly more challenging stories.</p>	Add On: 58 ----- Add On: 59 Add On: 60	<ul style="list-style-type: none"> Classic Vocabulary - Explicit Blitz Vocabulary - Explicit/ Words from Context
Writing	<ul style="list-style-type: none"> Dictate a caption for a drawing. <p>Guidance: Once children can produce a complete retell they should be encouraged to draw pictures to correspond to each part and dictate their story to an adult after attempting to write.</p>	PRINTABLE Learning Center Activities: Story Strips and Storybooks	<ul style="list-style-type: none"> Picture Drawing

SUGGESTED SEQUENCE

	Cycle 1		Cycle 2		Cycle 3	
	6 Sessions	6 Sessions	6 Sessions	6 Sessions	6 Sessions	6 Sessions
Language Skill Average – High Arrangement Large Group	Basic Story Structure Level A Classic (MLP 1)	Language Complexity Level A Classic (MLP 1 + ADD 62)	Explicit Vocabulary Level A Classic (MLP 1 + ADD 58); Center Activities		Explicit Vocabulary Level A Blitz (MLP 1 + ADD 59); Center Activities	Vocabulary Words from Context Level A Blitz (MLP 1 + ADD 60); Center Activities
Language Skill Low Arrangement Small Group/ Individual	Basic Story Structure Level A Classic (MLP 23-25, 42-44)		Language Complexity Level A Classic (MLP 23-25, 42-44 + ADD 62)		Explicit Vocabulary Level A Classic (MLP 1 + ADD 58)	



KINDERGARTEN Quick Start Guide


	Academic Standards	Master Lesson Plans 	Lesson Focus
Story Structure	<ul style="list-style-type: none"> Understand and use narrative language. Retell a story with key details. Create and tell an original story. 	Large Group: 2, 3 Small Group: 26 Individual: 45	<ul style="list-style-type: none"> Enhanced Story Structure Classic and Blitz stories Level B
	<p>Guidance: Kindergarteners should produce stories with the seven main parts: <u>character</u>, <u>setting</u>, <u>problem</u>, <u>feeling</u>, <u>action</u>, <u>ending</u>, and <u>end feeling</u>. We refer to this as a complete episode. Introduce fictional stories once students can produce a complete episode retell and personal story.</p>		
Informational Structure	<ul style="list-style-type: none"> Retell important facts and information from a nonfiction read-aloud. With assistance, categorize and organize facts and information on a topic. 	Large Group: 15 Small Group: 34 Individual: 52	<ul style="list-style-type: none"> Passage Structure
	<p>Guidance: Once students have a firm oral narrative foundation, introduce information retelling. Select passages from non-fiction books, classroom curriculum, or www.coreknowledge.org.</p>		
Language Complexity	<ul style="list-style-type: none"> Produce and expand complete sentences in shared language activities. Use conventions of English grammar when speaking. 	Add On: 62	<ul style="list-style-type: none"> Causal and temporal connections
	<p>Guidance: Kindergartners should be encouraged to use <u>because</u>, <u>when</u>, and <u>after</u> while retelling and generating stories.</p>		
Vocabulary	<ul style="list-style-type: none"> Determine or clarify the meaning of unknown words. Distinguish shades of meaning among verbs. 	Add On: 59, 61 ----- Add On: 60, 61	<ul style="list-style-type: none"> Blitz Vocabulary - Explicit Blitz Vocabulary - Words from Context
	<p>Guidance: Encourage the use of <u>sparkle</u> words. Use the SPOT THE SPARKLE POSTERS in the PRINTABLES folder on the flash drive and Add On lesson 61 to extend practice on the words.</p>		
Writing	<ul style="list-style-type: none"> Write narratives, information, and explanatory texts. With assistance, add details to writing. Use proper capitalization, punctuation, and spelling. 	Large Group: 16, 17 Small Group: 35, 36 Individual: 53, 54 PRINTABLE Writing Organizers	<ul style="list-style-type: none"> Basic Story Structure - Writing
	<p>Guidance: Once children can produce a complete retell they should begin copying stories using the single episode writing organizers to teach the planning and stages of writing.</p>		

SUGGESTED SEQUENCE

	Cycle 1		Cycle 2		Cycle 3	
	6 Sessions	6 Sessions	6 Sessions	6 Sessions	6 Sessions	6 Sessions
Language Skill Average – High Arrangement Large/Small Group	Enhanced Story Structure Level B Classic (MLP 2, 3, 26)	Language Complexity Level B Classic (MLP 2, 3, 26 + ADD 62)	Explicit Vocabulary Level B Blitz (MLP 2, 3, 26 + ADD 59)	Words from Context Level B Blitz (MLP 2, 3, 26 + ADD 60)	Story Writing 5 main parts (MLP 16, 17, 35, 36)	Information Retell (MLP 15, 34)
Language Skill Low Arrangement Small Group/ Individual	Basic Story Structure Level A Classic (MLP 25, 44)	Enhanced Story Structure Level B Classic (MLP 26, 45)	Language Complexity Level B Classic (MLP 26, 45 + ADD 62)	Explicit Vocabulary Level B Blitz (MLP 26, 45 + ADD 59)	Words from Context Level B Blitz (MLP 26, 45 + ADD 60)	



FIRST GRADE Quick Start Guide


	Academic Standards	Master Lesson Plans 	Lesson Focus
Story Structure	<ul style="list-style-type: none"> Understand and use narrative language. Retell key details. Create and tell an original story. 	Large Group: 2, 3 Small Group: 26 Individual: 45	<ul style="list-style-type: none"> Enhanced Story Structure Blitz stories Level B
	<p>Guidance: First graders should produce stories with the seven main parts: <u>character</u>, <u>setting</u>, <u>problem</u>, <u>feeling</u>, <u>action</u>, <u>ending</u>, and <u>end feeling</u>. We refer to this as a complete episode. Introduce fictional stories once students can produce a complete episode retell and personal story.</p>		
Informational Structure	<ul style="list-style-type: none"> Compare and contrast similarities and differences. With assistance, categorize and organize facts and information. 	Large Group: 15 Small Group: 34 Individual: 52	<ul style="list-style-type: none"> Passage Structure
	<p>Guidance: Once students have a firm oral narrative foundation, introduce information retelling. Select passages from non-fiction books, classroom curriculum, or www.coreknowledge.org.</p>		
Language Complexity	<ul style="list-style-type: none"> Use language to express spatial and temporal relations. Produce and expand complete sentences orally and in shared writing. Use adjectives orally and in writing. 	Large Group: 4-9 Small Group: 27-29 Individual: 46-48 Add On: 62	<ul style="list-style-type: none"> Causal and temporal connections Modifiers
	<p>Guidance: First graders should be encouraged to use <u>because</u>, <u>so that</u>, <u>when</u>, <u>after</u>, and <u>before</u> while retelling and generating stories. Encourage the use of <u>modifiers</u> too.</p>		
Vocabulary	<ul style="list-style-type: none"> Use context clues to define a word. Distinguish shades of meaning for verbs and adjectives. 	Add On: 60, 61	<ul style="list-style-type: none"> Blitz Level B - Words from Context
	<p>Guidance: Encourage the use of <u>sparkle words</u>. Use the SPOT THE SPARKLE POSTERS in the PRINTABLES folder on the flash drive and Add On lesson 61 to extend practice on the words.</p>		
Writing	<ul style="list-style-type: none"> Begin to use tools to plan, draft, and edit writing. Write a story with characters, settings, and a beginning, middle, and end. Write about a topic. 	Large Group: 16-22 Small Group: 35-41 Individual: 53-57 PRINTABLE Writing Organizers	<ul style="list-style-type: none"> Basic Story Structure, Language Complexity, and Vocabulary - Writing Information Writing
	<p>Guidance: First graders should be able to write a simple story including <u>character</u>, <u>setting</u>, <u>problem</u>, <u>feeling</u>, <u>action</u>, and <u>ending</u>. They should be taught to punctuate, edit, and add <u>sparkle words</u> to their stories.</p>		

SUGGESTED SEQUENCE

	Cycle 1		Cycle 2		Cycle 3	
	6 Sessions	6 Sessions	6 Sessions	6 Sessions	6 Sessions	6 Sessions
Language Skill Average – High Arrangement Large/Small Group	Enhanced Story Structure Level B Blitz and Language Complexity in Large Group (MLP 2-3 + ADD 62)	Words from Context Level B Blitz (MLP 2, 3, 26 + ADD 60)	Language Complexity, Words from Context Levels C, D, & E Blitz and Writing (MLP 4-9, 16-21, 27-29, 35-40 + ADD 60)		Information Retell (MLP 15, 34)	Information Writing (MLP 22, 41); Fictional Generation (MLP 14, 32, 33)
Language Skill Low Arrangement Small Group/ Individual	Enhanced Story Structure and Language Complexity Level B Classic (MLP 26, 45 + ADD 62)		Explicit Vocabulary Level B Blitz (MLP 26, 45 + ADD 59)	Words from Context Level B Blitz (MLP 26, 45 + ADD 60)	Story Writing (MLP 35, 36, 53, 54)	



SECOND GRADE Quick Start Guide

	Academic Standards	Master Lesson Plans 	Lesson Focus
Story Structure	<ul style="list-style-type: none"> Describe the characters with increasing depth by referring to dialogue and their actions. Describe how characters respond to major events and challenges. Create and tell an original story. 	Large Group: 12, 13, 14 Small Group: 31, 32, 33 Individual: 50, 51 Add On: 63	<ul style="list-style-type: none"> Enhanced PLUS Story Structure Advanced Story Structure Fictional Stories Blitz stories Levels B-I, J
Guidance: Use Add On 63 to transition from Enhanced to Enhanced PLUS Story Structure (+ plan and consequence) before beginning Advanced Story Structure (Blitz Level J stories).			
Informational Structure	<ul style="list-style-type: none"> Identify the main topic of a text. Identify the main purpose of a text. With assistance, categorize and organize facts and information. 	Large Group: 15 Small Group: 34 Individual: 52	<ul style="list-style-type: none"> Passage Structure
Guidance: Select passages from non-fiction books, classroom curriculum, or www.coreknowledge.org .			
Language Complexity	<ul style="list-style-type: none"> Produce and expand complete simple and compound sentences. Use language to express spatial and temporal relations. 	Large Group: 8-11 Small Group: 29, 30 Individual: 48, 49 Add On: 62	<ul style="list-style-type: none"> Causal and temporal connections Modifiers
Guidance: Second graders should be able to produce complex sentences with subordination and several noun and verb modifiers. Encourage the use of elaborated noun phrases using <u>who</u> , <u>that</u> , and <u>which</u> .			
Vocabulary	<ul style="list-style-type: none"> Determine the meaning of unknown and multiple-meaning words. Use context clues to define a word. 	Add On: 59, 60, 61	<ul style="list-style-type: none"> Blitz Level B - Words from Context Blitz Levels C-I - Explicit and Words from Context
Guidance: Encourage the use of <u>sparkle</u> words. Use the SPOT THE SPARKLE POSTERS in the PRINTABLES folder on the flash drive and Add On lesson 61 to extend practice on the words.			
Writing	<ul style="list-style-type: none"> Write narratives of a well elaborated event with details regarding actions, thoughts, and feelings. Write information; introduce a topic, use facts and definitions to develop points. 	Large Group: 18-22 Small Group: 37-41 Individual: 55-57 Add On: 64 PRINTABLE Writing Organizers	<ul style="list-style-type: none"> Enhanced Story Structure, Language Complexity, and Vocabulary - Writing Information Writing
Guidance: Second graders should begin to write stories with an <u>unresolved problem</u> . They should punctuate, edit, and add <u>sparkle</u> and <u>connection</u> words to their stories. They should be encouraged to write informational essays with a <u>main idea</u> and <u>key details</u> .			

SUGGESTED SEQUENCE

	Cycle 1		Cycle 2		Cycle 3	
	6 Sessions	6 Sessions	6 Sessions	6 Sessions	6 Sessions	6 Sessions
Language Skill Average – High Arrangement Large/Small Group	Enhanced PLUS Story Structure Levels B-I Blitz (MLP 2-11, 26-30 + ADD 63 just once or twice)	Advanced Story Structure Level J Blitz and Words from context (MLP 12, 13, 31 + ADD 60)	Fictional Generation and Group Writing (MLP 14, 18, 19, 32, 33, 37, 38)	Information Retell and Sparkle & Connections (MLP 15, 34 + ADD 65)	Individual Writing (MLP 20, 21, 39, 40)	Information Writing (MLP 22, 41)
Language Skill Low Arrangement Small Group/ Individual	Enhanced Story Structure Level B Blitz, Words from Context, and Language Complexity (MLP 26, 45 + ADD 60, 62); ADD 63 to transition to Enhanced PLUS Story Structure		Language Complexity, Words from Context Levels C, D, & E Blitz and Writing (MLP 27-29, 35, 36, 46-48, 53, 54 + ADD 60)		Information Retell (MLP 34, 52)	Information Writing (MLP 41, 57); Fictional Generation (MLP 32-33, 51)



THIRD GRADE Quick Start Guide

	Academic Standards	Master Lesson Plans	Lesson Focus
Story Structure	<ul style="list-style-type: none"> Describe characters in a story, their traits, motivations, or feelings. Create and tell an original a story. 	Large Group: 12, 13, 14 Small Group: 31, 32, 33 Individual: 50, 51	<ul style="list-style-type: none"> Advanced Story Structure Fictional Stories Blitz stories Level J
	Guidance: Once students can tell stories with the Enhanced PLUS Story Structure, move to Level J Blitz stories and teach Advanced Story Structure with two complete episodes .		
Informational Structure	<ul style="list-style-type: none"> Determine the main idea of a text and recount the key details. Orally summarize main points from non-fiction readings. 	Large Group: 15 Small Group: 34 Individual: 52	<ul style="list-style-type: none"> Passage Structure
	Guidance: Select passages from non-fiction books, classroom curriculum, or www.coreknowledge.org .		
Language Complexity	<ul style="list-style-type: none"> Use coordinating and subordinating conjunctions. Produce simple, compound, and complex sentences. 	Large Group: 8-11 Small Group: 29, 30 Individual: 48, 49 Add On: 62	<ul style="list-style-type: none"> Causal and temporal connections Modifiers
	Guidance: Third graders should be able to produce complex sentences with subordination and several noun and verb modifiers, as well as elaborated noun phrases using <u>who</u> , <u>that</u> , and <u>which</u> .		
Vocabulary	<ul style="list-style-type: none"> Use context clues to define a word. Determine the meaning of general academic and domain-specific words from text. 	Add On: 60, 61 ----- Add On: 65	<ul style="list-style-type: none"> Blitz Levels C-J - Explicit and Words from Context Information SPARKLE and NEW TERMS
	Guidance: Students should be able to use context clues to learn the meaning of words from stories or from information. Use SPOT THE SPARKLE POSTERS and Add On lesson 61 as needed. <u>New terms</u> are domain-specific words.		
Writing	<ul style="list-style-type: none"> Develop and strengthen writing by planning, revising, and editing. Write narratives using dialogue, actions, thoughts, feelings, temporal words, and closure. Write information texts to convey ideas. 	Large Group: 18-22 Small Group: 37-41 Individual: 55-57 Add On: 64 PRINTABLE Writing Organizers	<ul style="list-style-type: none"> Enhanced PLUS and Advanced Story Structure, Language Complexity, and Vocabulary - Writing Information Writing
	Guidance: Third graders should be able to write stories with an <u>unresolved problem</u> . They should punctuate, edit, and add <u>sparkle</u> and <u>connection</u> words to their stories. They should be able to write informational essays with a <u>main idea</u> and <u>key details</u> . They should be encouraged to use <u>new terms</u> in their essays.		

SUGGESTED SEQUENCE

	Cycle 1		Cycle 2		Cycle 3	
	6 Sessions	6 Sessions	6 Sessions	6 Sessions	6 Sessions	6 Sessions
Language Skill Average – High Arrangement Large/Small Group	Advanced Story Structure Level J Blitz, Language Complexity, and Words from Context (MLP 12, 13, 31 + ADD 60-62)	Fictional Generation and Individual Writing (MLP 14, 20, 21, 32, 33, 39, 40)	Information Retell and Sparkle & Connections (MLP 15, 34 + ADD 65)	Information Writing (MLP 22, 41 + ADD 65)		
Language Skill Low Arrangement Small Group/ Individual	Enhanced PLUS Story Structure Levels B-I Blitz (MLP 26-30, 45-49 + ADD 63 just once or twice)	Advanced Story Structure Level J Blitz and Words from context (MLP 31, 50 + ADD 60)	Fictional Generation and Writing (MLP 32, 33, 37, 38, 51, 55, 56)	Information Retell and Sparkle & Connections (MLP 34, 52 + ADD 65)	Information Retell and Sparkle & Connections (MLP 34, 52 + ADD 65); Information Writing (MLP 41, 57)	